



Joining – DOMINO joining system

Overview of products and applications	322
DOMINO joining machines DF 500, DF 700	324
Accessories and consumable materials	326
The Festool system	

Joining – DOMINO joining system

Overview of products and applications

Page 324 ————— 325

The DOMINO system: Perfect for panel, frame and rack joints as well as narrow, wide, delicate and bulky workpieces. Dowel diameters ranging from 4 to 14 mm for unlimited jointing possibilities.

DF 500

DF 700



Applications

DOMINO joiner

Joining boards

Drawers, Ø 4 mm dowels or larger



Cabinet with Ø 5 and 6 mm dowels



Solid wood furniture with Ø 8 and 10 mm dowels



Solid wood furniture (e.g. beds) with Ø 12 and 14 mm dowels



rack joints

Lightweight frame construction (e.g. chairs) up to Ø 10 mm dowels



Stable frame construction (e.g. tables) with Ø 10 to 14 mm dowels



Frame and base structures



Frame joints

Furniture fronts with framework construction with Ø 8 and 10 mm dowels



Solid wood furniture with frame design



House doors and internal doors



Other applications

Joining thin strips, width 25 mm or more.



Joining round poles with the handrail fence.



Connecting wide cornices (e.g. solid wood panels)



Technical data

Power consumption (W)	420	720
Max. routing depth (mm)	28	70
DOMINO slot cutter Ø (mm)	4, 5, 6, 8, 10	8, 10, 12, 14
Routing height adjustment (mm)	5 – 30	10 – 50
Mitre routing (°)	0 – 90	0 – 90
Weight (kg)	3,2	5,2

Every wooden joint has its advantages.
The DOMINO joining system combines them all.



The DOMINO long-hole principle.

Custom-fit alignment: The first DOMINO is positioned in a precision cut elongated hole, the next DOMINOS are inserted in wider holes with play so that the joint can be aligned effortlessly. The result is a stable joint, rotation-proof from the first dowel.

Impressive time savings.

No complicated adjustments or measurements: with integral stop flaps for positioning the machine quickly and accurately. It is easy to adapt the routing height and depth to different material thicknesses. When making solid joints, you can save up to half the time with the DOMINO XL.

Enormous variety of applications.

Two machines, dowel sizes ranging from 4 to 14 mm in diameter, flexible adjustment options and compatible system accessories offer virtually unlimited joining possibilities. Even narrow strip material and round poles are easy to join.



Beechwood DOMINO dowel

bear the Pan European Forest Council (PEFC) quality seal for wood products originating from sustainable, well-maintained, responsible forest cultivation.



Hardwood DOMINO dowel

are weatherproof and resistant to insects and mould, making them ideal for outdoor applications. They are manufactured from wood from sustainably managed and monitored forests.

Joining – DOMINO joining system

DOMINO joining machine DF 500



product
design
award

2006



DOMINO DF 500



Joining precision with ease.

- ▶ Patented routing principle, unique among handheld tools, for smooth and accurate work
- ▶ Stops that are quick and easy to adjust, for accurate results
- ▶ Rotation-proof joint with DOMINOs providing maximum stability
- ▶ System accessories compatible with both DOMINO joiners

Technical data

Power consumption (W)	420
No-load speed (min ⁻¹)	25.500
Depth stop for routing depth (mm)	12, 15, 20, 25, 28
Max. cutting depth (mm)	28
DOMINO cutter Ø (mm)	4, 5, 6, 8, 10
Routing height adjustment (mm)	5 – 30
Mitre routing [°]	0 – 90
Connection Ø for dust extraction (mm)	27
weight (kg)	3,2



Scope of delivery

DOMINO cutter D5, support bracket, operating tool,
in SYSTAINER SYS 2 T-LOC

DF 500 Q-Plus AUS

Order no.

574328

DF 500 Q-Set AUS

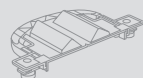
trim stop, cross stop

201655

At last a system that joins everything.

The DOMINO DF 500 is particularly agile and offers an almost unlimited range of joining possibilities. Whether for board joining, cabinet making, or light framework joints – the DF 500 will impress with its unbeatable precision and ease of handling.

System accessories from page 328



DOMINOs from page 328



Joining – DOMINO joining system

DOMINO joining machine XL DF 700



2012

DOMINO XL DF 700



Extra mobile. Extra stable.

- ▶ Patented routing principle, unique among handheld tools, for smooth and accurate work
- ▶ Stops that are quick and easy to adjust, for accurate results
- ▶ Unbeatable joint stability up to DOMINO size 14 x 140 mm
- ▶ Major time savings when compared to a bench-mounted tool

Technical data

Power consumption (W)	720
No-load speed (min ⁻¹)	21.000
Depth stop for routing depth (mm)	15 – 70
Max. cutting depth (mm)	70
DOMINO cutter Ø (mm)	8, 10, 12, 14
Routing height adjustment (mm)	10 – 50
Mitre routing (°)	0 – 90
Connection Ø for dust extraction (mm)	27
weight (kg)	5,2



■ = Electronic

Scope of delivery

DF 700 EQ-Plus AUS

DOMINO cutter D 12, support bracket, empty DOMINO box, operating tool, in SYSTAINER SYS 5 T-LOC

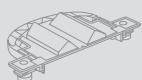
Order no.

574423

The quickest way to join large workpieces.

With DOMINO XL the tool can come to the workpiece, instead of the workpiece having to come to the tool. Fast, simple, precise and extremely stable – with measurably shorter set-up times and time savings of up to 50 per cent compared with bench-mounted tools. That makes the DOMINO XL ideal for furniture and door construction and for producing structural joints in solid wood.

System accessories from page 330




DOMINOs from page 330



The Festool system.

Because things work better when everything fits together:
The DOMINO jointing system offers the right dowels and cutters
for every application. Even complicated shapes are easy to join
using different stops compatible with both DOMINO jointers.



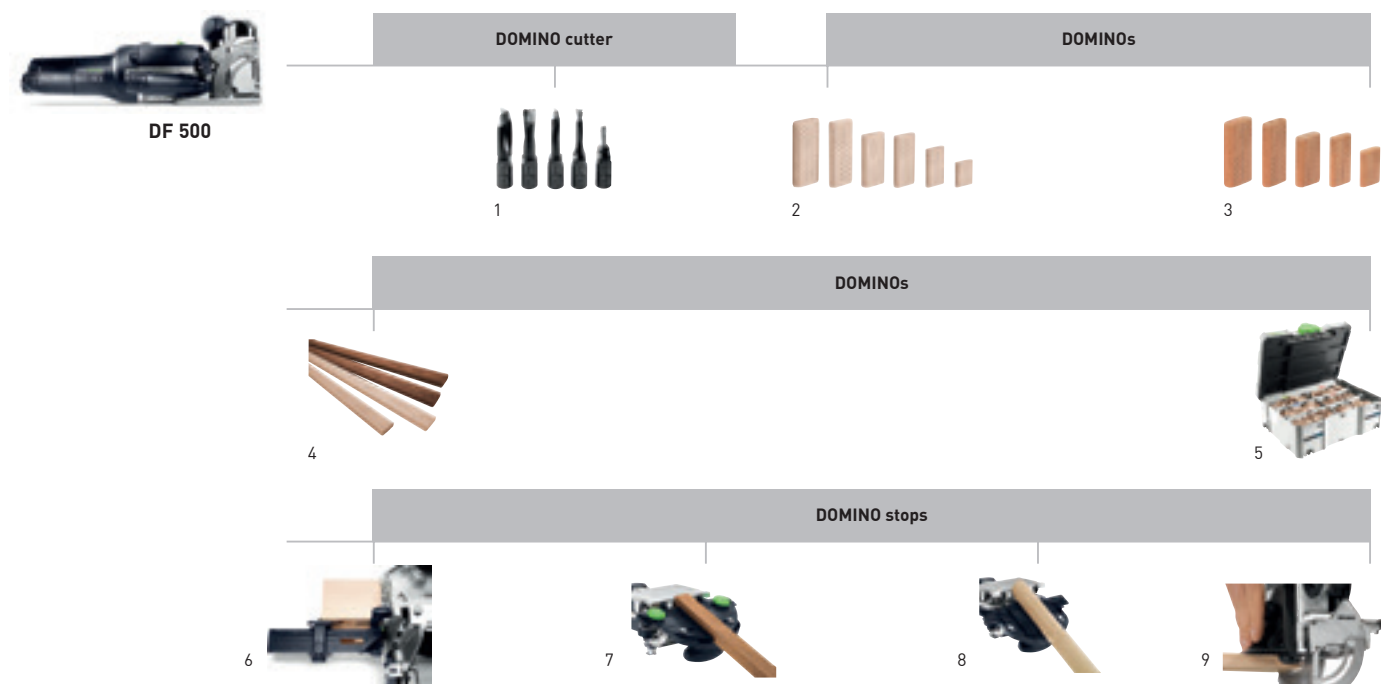
Joining – DOMINO joining system

Accessories and consumable materials



Joining – DOMINO joining system

System accessories



Accessories for DOMINO DF 500 joining machine

Denomination	Explanation	Order no.
1 Router D 4-NL 11 HW-DF 500	D 4 mm, NL 11 mm, in self-service display pack	495663
Router D 5-NL 20 HW-DF 500	D 5 mm, NL 20 mm, in self-service display pack	493490
Router D 6-NL 28 HW-DF 500	D 6 mm, NL 28 mm, in self-service display pack	493491
Router D 8-NL 28 HW-DF 500	D 8 mm, NL 28 mm, in self-service display pack	493492
Router D 10-NL 28 HW-DF 500	D 10 mm, NL 28 mm, in self-service display pack	493493
2 Beech DOMINOs D 4x20/450 BU	dimensions 4 x 20 mm, qty. in pack 450 piece(s), in self-service display pack	495661
Beech DOMINOs D 5x30/300 BU	dimensions 5 x 30 mm, qty. in pack 300 piece(s), in self-service display pack	494938
Beech DOMINOs D 5x30/1800 BU	dimensions 5 x 30 mm, qty. in pack 1.800 piece(s), in carton	493296
Beech DOMINOs D 6x40/190 BU	dimensions 6 x 40 mm, qty. in pack 190 piece(s), in self-service display pack	494939
Beech DOMINOs D 6x40/1140 BU	dimensions 6 x 40 mm, qty. in pack 1.140 piece(s), in carton	493297
Beech DOMINOs D 8x40/130 BU	dimensions 8 x 40 mm, qty. in pack 130 piece(s), in self-service display pack	494940
Beech DOMINOs D 8x40/780 BU	dimensions 8 x 40 mm, qty. in pack 780 piece(s), in carton	493298
Beech DOMINOs D 8x50/100 BU	dimensions 8 x 50 mm, qty. in pack 100 piece(s), in self-service display pack	494941
Beech DOMINOs D 8x50/600 BU	dimensions 8 x 50 mm, qty. in pack 600 piece(s), in carton	493299
Beech DOMINOs D 10x50/85 BU	dimensions 10 x 50 mm, qty. in pack 85 piece(s), in self-service display pack	494942
Beech DOMINOs D 10x50/510 BU	dimensions 10 x 50 mm, qty. in pack 510 piece(s), in carton	493300

Accessories for DOMINO DF 500 joining machine

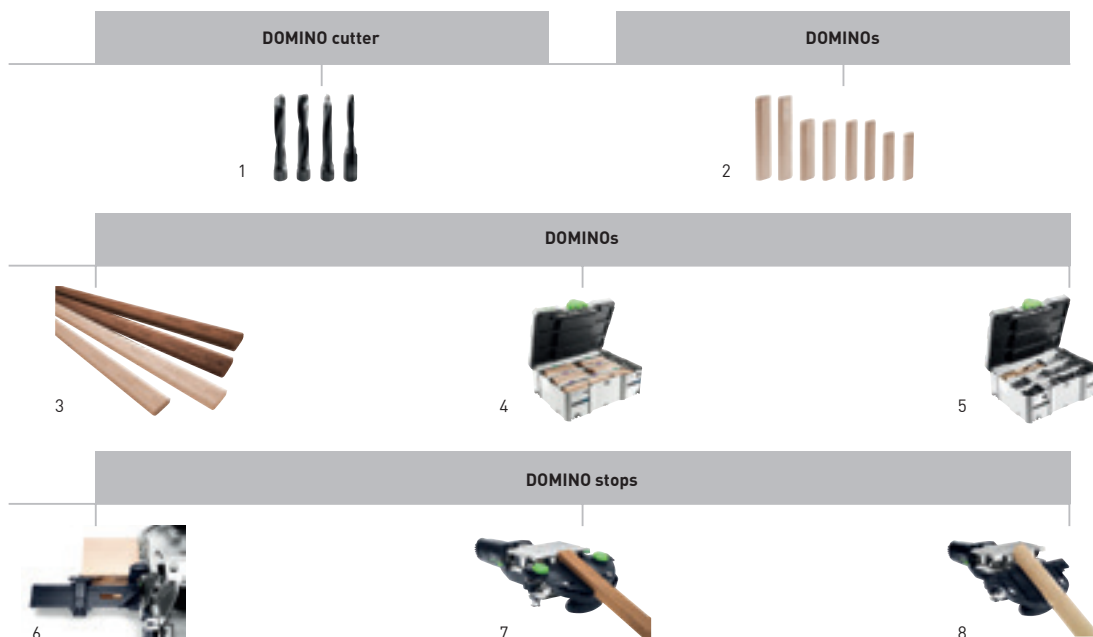
Denomination	Explanation	Order no.
3 Sipo DOMINOs D 5x30/300 MAU	dimensions 5 x 30 mm, qty. in pack 300 piece(s), in self-service display pack	494869
Sipo DOMINOs D 5x30/900 MAU	dimensions 5 x 30 mm, qty. in pack 900 piece(s), in carton	494859
Sipo DOMINOs D 6x40/190 MAU	dimensions 6 x 40 mm, qty. in pack 190 piece(s), in self-service display pack	494870
Sipo DOMINOs D 6x40/570 MAU	dimensions 6 x 40 mm, qty. in pack 570 piece(s), in carton	494860
Sipo DOMINOs D 8x40/130 MAU	dimensions 8 x 40 mm, qty. in pack 130 piece(s), in self-service display pack	494871
Sipo DOMINOs D 8x40/390 MAU	dimensions 8 x 40 mm, qty. in pack 390 piece(s), in carton	494861
Sipo DOMINOs D 8x50/100 MAU	dimensions 8 x 50 mm, qty. in pack 100 piece(s), in self-service display pack	494872
Sipo DOMINOs D 8x50/300 MAU	dimensions 8 x 50 mm, qty. in pack 300 piece(s), in carton	494862
Sipo DOMINOs D 10x50/85 MAU	dimensions 10 x 50 mm, qty. in pack 85 piece(s), in self-service display pack	494873
Sipo DOMINOs D 10x50/255 MAU	dimensions 10 x 50 mm, qty. in pack 255 piece(s), in carton	494863
4 DOMINO rod, beech D 8x750/36 BU	dimensions 8 x 750 mm, qty. in pack 36 piece(s), in carton	498686
DOMINO rod, beech D 10x750/28 BU	dimensions 10 x 750 mm, qty. in pack 28 piece(s), in carton	498687
DOMINO rod, sipo D 8x750/36 MAU	dimensions 8 x 750 mm, qty. in pack 36 piece(s), in carton	498690
DOMINO rod, sipo D 10x750/28 MAU	dimensions 10 x 750 mm, qty. in pack 28 piece(s), in carton	498691
5 Beech DOMINO assortment DS 4/5/6/8/10 1060x BU	for DF 500, assorted DOMINOs 4 x 20, 5 x 30, 6 x 40, 8 x 40, 8 x 50, 10 x 50 mm and DOMINO cutters for sizes 4, 5, 6, 8 and 10, dimensions 396 x 296 x 157,5 mm, qty. in pack 1.060 piece(s), in SYSTAINER SYS 2 T-LOC	498899
6 Cross stop QA-DF 500/700	for DF 500 and DF 700, for consistent mortise spacing, 100-205 mm apart, package contents include: one left and one right cross stop, for precise positioning of mortises 100-205 mm away from edges, in self-service display pack	498590
7 Trim stop LA-DF 500/700	for DF 500 and DF 700, for strips 22-70 mm in width, qty. in pack 1 piece(s), in self-service display pack	493487
8 Handrail fence RA DF 500/700	for DF 500 and DF 700, for joining handrails, large dowels and other round workpieces, dia. 35 – 60 mm, for routing of round poles/rods Ø 35-60 mm, in self-service display pack	494847
9 Additional stop ZA-DF 500	for DF 500, perpendicular support bracket with retractable stops, for reducing the offset to centreline from 37 mm to 20 mm, for secure placement of the router, in carton	495666

Joining – DOMINO joining system

System accessories



DF 700



Accessories for DOMINO XL DF 700 joining machine

Denomination	Explanation	Order no.
1 DOMINO cutter D 8-NL 50 HW-DF 700	cutter with threaded mounts for the DOMINO XL DF 700 joining machine, D 8 mm, NL 50 mm, in self-service display pack	497868
DOMINO cutter D 10-NL 70 HW-DF 700	cutter with threaded mounts for the DOMINO XL DF 700 joining machine, D 10 mm, NL 70 mm, in self-service display pack	497869
DOMINO cutter D 12-NL 70 HW-DF 700	cutter with threaded mounts for the DOMINO XL DF 700 joining machine, D 12 mm, NL 70 mm, in self-service display pack	497870
DOMINO cutter D 14-NL 70 HW-DF 700	cutter with threaded mounts for the DOMINO XL DF 700 joining machine, D 14 mm, NL 70 mm, in self-service display pack	497871
2 Beech DOMINOs D 8x80/190 BU	dimensions 8 x 80 mm, qty. in pack 190 piece(s), in carton	498212
Beech DOMINOs D 8x100/150 BU	dimensions 8 x 100 mm, qty. in pack 150 piece(s), in carton	498213
Beech DOMINOs D 10x80/150 BU	dimensions 10 x 80 mm, qty. in pack 150 piece(s), in carton	498214
Beech DOMINOs D 10x100/120 BU	dimensions 10 x 100 mm, qty. in pack 120 piece(s), in carton	498215
Beech DOMINOs D 12x100/100 BU	dimensions 12 x 100 mm, qty. in pack 100 piece(s), in carton	498216
Beech DOMINOs D 12x140/90 BU	dimensions 12 x 140 mm, qty. in pack 90 piece(s), in carton	498217
Beech DOMINOs D 14x75/104 BU	for use with the DOMINO XL DF 700 joining machine, ideal in combination with the DOMINO corner connectors (perfectly matched to the mortising depth of the corner connectors), helps to bear the load, in addition to the connectors, qty. in pack 104 piece(s), dimensions 14 x 75 mm, in carton	201499
Beech DOMINOs D 14x100/80 BU	dimensions 14 x 100 mm, qty. in pack 80 piece(s), in carton	498218
Beech DOMINOs D 14x140/70 BU	dimensions 14 x 140 mm, qty. in pack 70 piece(s), in carton	498219

Accessories for DOMINO XL DF 700 joining machine

Denomination	Explanation	Order no.
3 DOMINO rod, beech D 8x750/36 BU	dimensions 8 x 750 mm, qty. in pack 36 piece(s), in carton	498686
DOMINO rod, beech D 10x750/28 BU	dimensions 10 x 750 mm, qty. in pack 28 piece(s), in carton	498687
DOMINO rod, beech D 12x750/22 BU	dimensions 12 x 750 mm, qty. in pack 22 piece(s), in carton	498688
DOMINO rod, beech D 14x750/18 BU	dimensions 14 x 750 mm, qty. in pack 18 piece(s), in carton	498689
DOMINO rod, sipo D 8x750/36 MAU	dimensions 8 x 750 mm, qty. in pack 36 piece(s), in carton	498690
DOMINO rod, sipo D 10x750/28 MAU	dimensions 10 x 750 mm, qty. in pack 28 piece(s), in carton	498691
DOMINO rod, sipo D 12x750/22 MAU	dimensions 12 x 750 mm, qty. in pack 22 piece(s), in carton	498692
DOMINO rod, sipo D 14x750/18 MAU	dimensions 14 x 750 mm, qty. in pack 18 piece(s), in carton	498693
4 DOMINO XL beechwood assortment DS/XL D8/D10 306x BU	for DOMINO XL, DOMINOs 8x50, 8x80, 8x100, 10x50, 10x80, 10x100 mm and DOMINO XL cutter for sizes 8 and 10, assorted DOMINOs, qty. in pack 306 piece(s), in SYSTAINER SYS 2 T-LOC	498204
DOMINO XL beechwood assortment DS/XL D12/D14 128x BU	for DOMINO XL, DOMINOs 12x100, 12x140, 14x100, 14x140 mm and DOMINO XL cutter for size 14, assorted DOMINOs, qty. in pack 128 piece(s), in SYSTAINER SYS 2 T-LOC	498205
5 SYSTAINER T-LOC SORT-SYS 2 TL DOMINO	empty SYS 2 T-LOC Systainer, contains 3 boxes with flexible compartment divisions for customised storage of DOMINOs, in SYSTAINER SYS 2 T-LOC	498889
6 Cross stop QA-DF 500/700	for DF 500 and DF 700, for consistent mortise spacing, 100-205 mm apart, package contents include: one left and one right cross stop, for precise positioning of mortises 100-205 mm away from edges, in self-service display pack	498590
7 Trim stop LA-DF 500/700	for DF 500 and DF 700, for strips 22-70 mm in width, qty. in pack 1 piece(s), in self-service display pack	493487
8 Handrail fence RA DF 500/700	for DF 500 and DF 700, for joining handrails, large dowels and other round workpieces, dia. 35 – 60 mm, for routing of round poles/rods Ø 35-60 mm, in self-service display pack	494847

Joining – DOMINO joining system

Corner and surface connectors for the DOMINO XL DF 700

Simply revolutionary. Simply revolutionary.

The DOMINO corner and surface connectors:

For perfect connections in wood, faster than ever before. Quickly and easily done with the 14 mm cutter and the DOMINO XL DF 700.

eXtremely fast:

- ▶ No time-consuming measuring and scribing – simple cutting via tool stops or pencil marking
- ▶ No template or other accessories required
- ▶ Fewer steps for massive time savings

eXtremely stable:


- ▶ Tenon and clamping element for a powerful join
- ▶ Generous tensioning and tightening ranges
- ▶ Very high extraction and loading forces

eXtremely flexible:

- ▶ Connection can be separated again quickly if necessary
- ▶ For framework and board joins in material of thickness 30 mm and greater
- ▶ With cover caps in three colours for high-quality appearance of corner connections



The corner connectors: not just extremely fast and extremely stable, but with a high-quality appearance as well: all that can be seen is the cover cap which is clipped over the oval, DOMINO-style mortise hole.
















The surface connectors: generous tensioning range for reliable securing and a powerful, stable join.



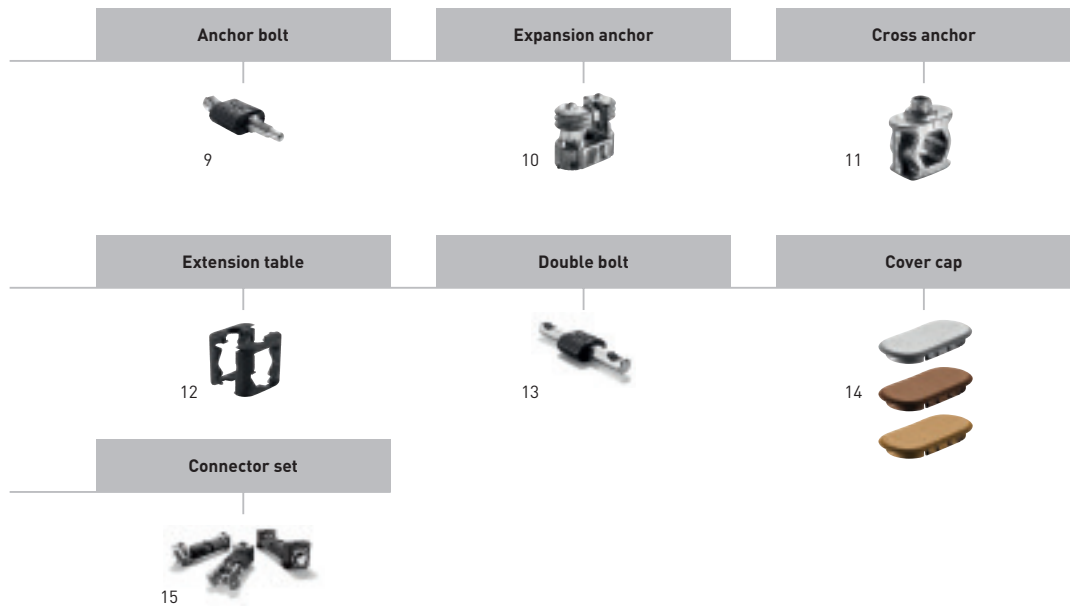
Modular connector components –

The table gives an overview of the components required for each corner connection and surface connection.

		  E* F*				  E* F*	
	Anchor bolts: Braces the expansion anchor and acts as a counter-bearing for the cross anchor.	1 x			DOMINO, beech, D 14 x 75	x ¹	x ¹
	Expansion anchor: with auto pull-in – for secure hold in the workpiece	1 x			Cover cap: available in silver, light brown or dark brown	1 x ¹	2 x ¹
	Cross anchor: both for anchor bolts (corner connectors) and for double bolts (surface connectors)	1 x	2 x		Connector set EV/32-Set: All the components for 32 corner connectors in one set (excluding the optional components).	Set	
	Expander: can be optionally clipped around the cross anchor. Stops the cross anchor from being pulled into soft materials (e.g. kitchen worktops).		2–4 x ²		Connector set EV/16-Set: All the components for 16 surface connectors in one set (excluding the optional components).		Set
	Double bolt: can be fitted with one or two tenon clips		1 x	* E = corner connector; F = surface connector ¹ Optional ² Option of up to 4 expander clips per surface connector (2 each per cross anchor)			



DF 700



DOMINO corner and surface connectors

Denomination	Explanation	Order no.
9 Anchor bolt SV-AB D14/32	for use with the DOMINO XL DF 700 joining machine, for use together with expansion anchor SV-SA D14 and cross anchor SV-QA D14 to produce corner connections, for framework joins in material of thickness 30 mm and greater, 64 x tenon half-shells, qty. in pack 32 piece(s), in carton	201350
10 Expansion anchor SV-SA D14/32	for use with the DOMINO XL DF 700 joining machine, for use together with anchor bolt SV-AB D14 and cross anchor SV-QA D14 to produce detachable corner connections, for framework joins in material of thickness 30 mm and greater, qty. in pack 32 piece(s), in carton	201349
11 Cross anchor SV-QA D14/32	for use with the DOMINO XL DF 700 joining machine, for use together with expansion anchor SV-SA D14 and anchor bolt SV-AB D14 to produce corner connections, for use together with double bolt SV-DB D14 to produce surface connections, for material thickness 30 mm and greater, acts as a counter-bearing and tensioning element for anchor bolts and double bolts, with soft or porous material such as chipboard, the use of the cross anchor expander SV-V D14 is recommended (for material thickness 35 mm and greater – stops the cross anchor being pulled into the material), 32 x grub screws, qty. in pack 32 piece(s), in carton	201351
12 Extension table SV-V D14/32	for cross anchors SV-QA D14, to expand the cross anchors for better distribution of pressure when inserted in porous or soft materials such as kitchen worktops, stops the cross anchor being pulled into the material, 64 half-shells for widening of 32 cross anchors, qty. in pack 32 piece(s), in carton	201498
13 Double bolt SV-DB D14/16	for use with the DOMINO XL DF 700 joining machine, for use together with 2x cross anchors SV-QA D14 (and optional expander clips SV-V D14 for soft materials) to produce surface connections in furniture, 64 x tenon half-shells, qty. in pack 16 piece(s), in carton	201352
14 Cover cap SV-AK D14 slr/32	for use with the DOMINO XL DF 700 joining machine, plastic cover caps to close off the D14 mortises, colour: painted silver, qty. in pack 32 piece(s), in self-service display pack	201354
Cover cap SV-AK D14 brn1/32	for use with the DOMINO XL DF 700 joining machine, plastic cover caps to close off the D14 mortises, colour: dark brown, qty. in pack 32 piece(s), in self-service display pack	201355
Cover cap SV-AK D14 brn2/32	for use with the DOMINO XL DF 700 joining machine, plastic cover caps to close off the D14 mortises, colour: light brown, qty. in pack 32 piece(s), in self-service display pack	201356
15 Connector set EV/32-Set	for framework joins in material of thickness 30 mm and greater, complete set comprising anchor bolts, expansion anchors and cross anchors for 32 corner connectors, 32 anchor bolts SV-AB D14, 32 cross anchors SV-QA D14, 32 expansion anchors SV-SA D14, in carton	203420
Connector set FV/16-Set	complete set for 16 surface connectors, comprising double bolts, cross anchors and expanders, 16 double bolts SV-DB D14, 32 cross anchors SV-QA D14, expander SV-V D14 for 32 cross anchors, in carton	203421
DOMINO connector assortment SV-SYS D14	for use with the DOMINO XL DF 700 joining machine, comprises corner connectors and surface connectors, with cover caps and DOMINO wooden tenons, required accessory: DOMINO cutter D 14 (497871), 32 anchor bolts SV-AB D14, 16 double bolts SV-DB D14, 32 expansion anchors SV-SA D14, 32 x DOMINO, beech, D 14 x 75, 2 x 32 cross anchors SV-QA D14, Allen key 4 mm for tightening the grub screws, expander SV-V D14 for 32 cross anchors, 32 cover caps, silver SV-AK D14 slr, 32 cover caps, dark brown SV-AK D14 brn1, 32 cover caps, light brown SV-AK D14 brn2, in SYSTAINER SYS 2 T-LOC	201353

