

*Please note that not all products listed are available in Australia.
Some products are unavailable due to country specific requirements.
Check festool.com.au for full list of available products.*

10 Joining





260 DOMINO joining machines

263 DOMINO connectors



263 DOMINOs

Joining precision with ease.

The DOMINO joiners.

The cutter motion of the DOMINO joiners is unique among hand-held tools, and is patented by Festool. The cutter oscillates as it turns, enabling smooth, easy work and holes without burn marks. The oscillating motion keeps the cutters from overheating, greatly extending their service life.



DOMINO joining machine DF 500 Q-Plus

The DOMINO DF 500 is particularly agile and offers an almost unlimited range of joining possibilities. Whether for board joining, cabinet making, or light framework joints – the DF 500 will impress with its unbeatable precision, flexibility and ease of handling.

DOMINO joining machine DF 700 EQ-Plus

With DOMINO XL the tool can come to the workpiece, instead of the workpiece having to come to the tool. Fast, simple, precise and extremely stable – with measurably shorter set-up times and time savings of up to 50 percent compared with bench-mounted tools. That makes the DOMINO XL ideal for furniture and door construction and for producing structural joints in solid wood.





Innovative stop system

One of the greatest time advantages of working with DOMINO joining machines comes from working without the need for complex measuring or marking – the DOMINO DF 500 is positioned quickly and exactly just by using stop catches, or stop pins in the case of the DF 700.



The mortise principle

Perfect alignment: the first DOMINO tenon is slotted into a precisely fitted mortise, while the following ones are positioned in wider mortises with play – allowing you to align the joint with ease. The result is a stable joint, rotation-proof from the first tenon.



Routing height and angle adjustment

Precise, time-saving setting of routing height and angle: for exact cutting of angled mortises in materials of different thickness. With preset detent positions and infinitely variable angle adjustment.



Save time for repeated routing depths

Use the locking lever of the DF 500 to select the routing depth you want. Choose from 12 mm, 15 mm, 20 mm, 25 mm and 28 mm. With the DF 700, you can use the variable routing depth adjustment to choose anywhere between 15-70mm and to set two "marker" positions of your choice.

The right solution for every join. The DOMINO system.



Create sturdy joins quickly and simply with the DOMINO connectors – and disconnect them again at any time as required. Perfect for corner and surface joins, and now also for centre panel joins and adjustable shelving joins too. The cover caps in various colours provide the perfect finishing touch.

For more information, see page 263

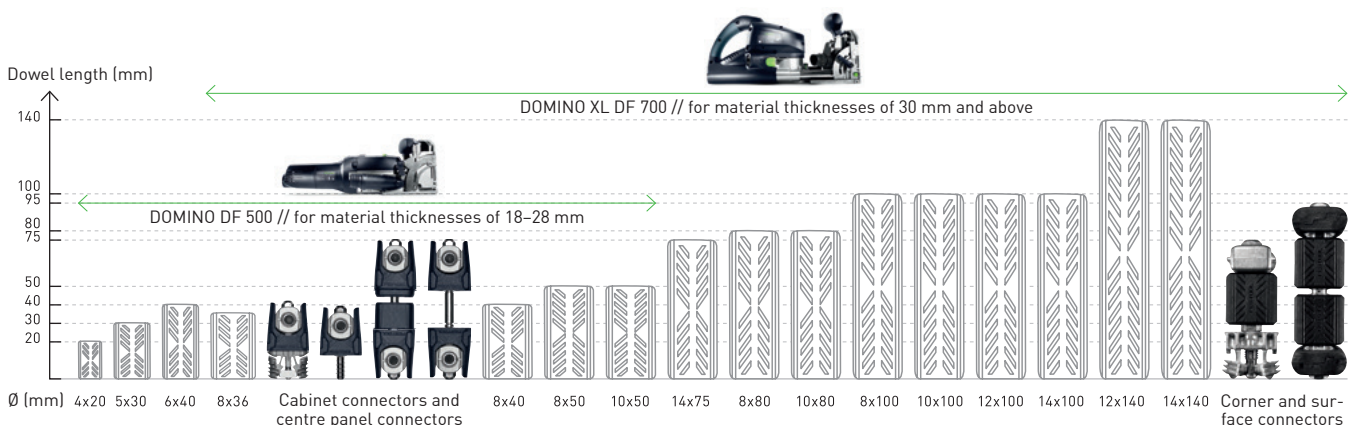




Technical data	DF 500	DF 700
Power consumption (W)	420	720
No-load speed (min ⁻¹)	25.500	21.000
Depth stop for routing depth (mm)	–	15 – 70
Max. cutting depth (mm)	28	70
DOMINO cutter Ø (mm)	4, 5, 6, 8, 10	8, 10, 12, 14
Routing height adjustment (mm)	5 – 30	10 – 50
Mitre routing (°)	0 – 90	0 – 90
Connection Ø for dust extraction (mm)	27	27
Weight (kg)	3,2	5,2

Scope of delivery	Order no.
DF 500 All models: DOMINO cutter D5, Vertical Stop (support bracket) ZA-DF 500, plug it-lead, in SYSTAINER SYS 2 T-LOC	
 DF 500 Q-Plus	574328
DF 500 Q-Set trim stop, cross stop	201655
DF 700	
 DF 700 EQ-Plus DOMINO cutter D 12, Vertical Stop (support bracket) ZA-DF 500, 2 x empty Domino Storage Inserts, plug it-lead, in SYSTAINER SYS 5 T-LOC	574423

Perfect connections made easy. The DOMINO family at a glance.



Every wooden joint has its advantages.
The DOMINO joining system combines them all.

DOMINOs made from beech and sipo



Beechwood DOMINOs bear the Pan European Forest Council (PEFC) seal of approval for wood products originating from sustainable, well-maintained, responsible forest cultivation.



Sipo DOMINOs are perfect for exterior applications because they are weatherproof and resistant to attacks from insects and mould.

Furniture and cabinet connectors for the DOMINO DF 500 joining machine



Corner connector –
for DOMINO/LR 32 joint



Corner connector –
for DOMINO/DOMINO joint



Centre panel connector –
for DOMINO/LR 32 joint



Centre panel connector –
for DOMINO/DOMINO joint

Corner and surface connectors for the DOMINO XL DF 700 joining machine



Corner connector



Surface connector











Surface connector with extension clips –
specially for materials such as kitchen worktops









10 Joining

Accessories for joining machine DF 500		Order no.
DOMINO cutter All models: for DF 500, in self-service display pack		
	D 4-NL 11 HW-DF 500 D 4 mm, NL 11 mm	495663
	D 5-NL 20 HW-DF 500 D 5 mm, NL 20 mm	493490
	D 6-NL 28 HW-DF 500 D 6 mm, NL 28 mm	493491
	D 8-NL 28 HW-DF 500 D 8 mm, NL 28 mm	493492
	D 10-NL 28 HW-DF 500 D 10 mm, NL 28 mm	493493
	Cross stop QA-DF 500/700 for DF 500 and DF 700, for consistent mortise spacing, 100-205 mm apart, package contents include: one left and one right cross stop, for precise positioning of mortises 100-205 mm away from edges, in self-service display pack	498590
	Trim stop LA-DF 500/700 for DF 500 and DF 700, for strips 22-70 mm in width, in self-service display pack	493487
	Handrail fence RA DF 500/700 for DF 500 and DF 700, for joining handrails, large dowels and other round workpieces, dia. 35 – 60 mm, for routing of round poles/rods Ø 35-60 mm, in self-service display pack	494847
	Additional stop ZA-DF 500 for DF 500 and DF 700, perpendicular support bracket with retractable stops, for reducing the offset to centreline from 37 mm to 20 mm, for secure placement of the router, in carton	495666
corner connection All models: 50 x Plastic trays, 50 x Cross anchor with threaded pin, without cover caps, qty. in pack 50 Units, connector fitting (8 mm DOMINO mortises) D8, DOMINO routing depth for base part 28 mm, drilling diameter in base part 15 mm, panel thickness 18 – 28 mm, in carton		
	KV D8/50 for 50 corner joints with the DF 500, the DOMINO/DOMINO KV D8/50 connector is positioned both in the cabinet panel and the base of the structure with the DOMINO joiner DF 500, 50 x Expansion anchor, 50 x Stud with M4 thread, dino routing depth for side part 15 mm	203166
	KV-LR32 D8/50 for 50 corner joints with the DF 500 and adjustable-shelving holes, the DOMINO/LR 32 KV-LR 32 D8/50 connector is positioned both in the cabinet panel in a 5 mm adjustable-shelving hole and the base of the structure with the DOMINO joiner DF 500, Expansion anchor, 50 x Stud with Euro thread for adjustable-shelving holes, drilling diameter for Euro studs 5 mm	203168
Centre panel connector All models: drill template is required for drilling the face hole for the DOMINO D8 mm connector fitting, 50 x Plastic trays, 50 x Cross anchor with threaded pin, without cover caps, qty. in pack 25 Units, connector fitting (8 mm DOMINO mortises) D8, DOMINO routing depth for base part 28 mm, drilling diameter in base part 15 mm, panel thickness 18 – 28 mm, in carton		
	MSV D8/25 for 25 centre panel joints with the DF 500, the DOMINO/DOMINO MSV D8/25 connector is positioned both in the cabinet panel and the base of the structure with the DOMINO joiner DF 500, 25 x stud with external thread for DOMINO centre panel connection, 25 x stud with internal thread for DOMINO centre panel connection, dino routing depth for side part 15 mm	203167
	MSV-LR32 D8/25 for 25 centre panel joints with the DF 500 and adjustable-shelving holes, the DOMINO/LR 32 MSV-LR 32 D8/25 connector is positioned both in the cabinet panel in a 5 mm adjustable-shelving hole and the base of the structure with the DOMINO joiner DF 500, 25 x Stud with external thread for centre panel connection, 25 x Stud with internal thread for centre panel connection, drilling diameter for Euro studs 5 mm	203169
	Hinge location cutter KVB-HW D15 CE for DF 500, 15 mm hinge location cutter is required for drilling the face hole for the DOMINO D8 mm connector fitting, Shaft mount: CENTROTEC, the drill bit is adapted to the Festool drill template (203164), depth stop, bit Ø 15 mm, in self-service display pack	203165
	Drilling template BS-KV D15 for DF 500, drill template is required for drilling the face hole for the DOMINO D 8 mm connector fitting, adapted to Festool D15 hinge location cutter D15 (203165), drill guide dia. 15 mm, panel thickness 18 – 28 mm, in self-service display pack	203164
	DOMINO connector assortment KV-SYS D8 70 x DOMINO/DOMINO KV D8 cabinet connector, 20 x DOMINO/LR32 KV-LR32 D8 cabinet connector, 10 x DOMINO/DOMINO MSV D8 centre panel connector, 10 x DOMINO/LR32 MSV-LR32 D8 centre panel connector, 50 dark brown cover caps, KV-AK D15 brn, 50 silver cover caps, KV-AK D15 slr, 50 white cover caps, KV-AK D15 wht, 50 grey cover caps, KV-AK D15 gr, 20 x DOMINO D 8 x 36 mm, BS-KV D15 drill template, KVB-HW D15 CE hinge location cutter, Screwdriver, in SYSTAINER SYS 1 T-LOC	203170

Accessories for joining machine DF 500		Order no.
<p>Cover cap All models: for DF 500, for covering the DOMINO D8 mm connector fitting, qty. in pack 50 Units, in self-service display pack</p>		
	<p>KV-AK D15 brn/50 colour: light brown</p>	203171
	<p>KV-AK D15 wht/50 colour: white</p>	203173
	<p>KV-AK D15 gr/50 Colour: grey</p>	203174
	<p>KV-AK D15 slr/50 colour: painted silver</p>	203172
Accessories for DOMINO joining machine XL DF 700		Order no.
<p>DOMINO cutter All models: for DF 700, cutter with threaded mounts for the DOMINO XL DF 700 joining machine, in self-service display pack</p>		
	<p>D 8-NL 50 HW-DF 700 D 8 mm, NL 50 mm</p>	497868
	<p>D 10-NL 70 HW-DF 700 D 10 mm, NL 70 mm</p>	497869
	<p>D 12-NL 70 HW-DF 700 D 12 mm, NL 70 mm</p>	497870
	<p>D 14-NL 70 HW-DF 700 D 14 mm, NL 70 mm</p>	497871
	<p>Cross stop QA-DF 500/700 for DF 500 and DF 700, for consistent mortise spacing, 100-205 mm apart, package contents include: one left and one right cross stop, for precise positioning of mortises 100-205 mm away from edges, in self-service display pack</p>	498590
	<p>Trim stop LA-DF 500/700 for DF 500 and DF 700, for strips 22-70 mm in width, in self-service display pack</p>	493487
	<p>Handrail fence RA DF 500/700 for DF 500 and DF 700, for joining handrails, large dowels and other round workpieces, dia. 35 – 60 mm, for routing of round poles/rods Ø 35-60 mm, in self-service display pack</p>	494847
	<p>SYSTAINER T-LOC SORT-SYS 2 TL DOMINO empty SYS 2 T-LOC Systainer, contains 3 boxes with flexible compartment divisions for customised storage of DOMINOs, in SYSTAINER SYS 2 T-LOC</p>	498889
	<p>Anchor bolt SV-AB D14/32 for use with the DOMINO XL DF 700 joining machine, corner connectors for framework joins in material of thickness 30 mm and greater, for use together with expansion anchor SV-SA D14 and cross anchor SV-QA D14 to produce corner connections, 64 x tenon half-shells, qty. in pack 32 Units, in carton</p>	201350
	<p>Expansion anchor SV-SA D14/32 for use with the DOMINO XL DF 700 joining machine, corner connectors for framework joins in material of thickness 30 mm and greater, for use together with anchor bolt SV-AB D14 and cross anchor SV-QA D14 to produce detachable corner connections, qty. in pack 32 Units, in carton</p>	201349
	<p>Cross anchor SV-QA D14/32 for use with the DOMINO XL DF 700 joining machine, for material thickness 30 mm and greater, acts as a counter-bearing and tensioning element for anchor bolts and double bolts, with soft or porous material such as chipboard, the use of the cross anchor expander SV-V D14 is recommended (for material thickness 35 mm and greater – stops the cross anchor being pulled into the material), for use together with expansion anchor SV-SA D14 and anchor bolt SV-AB D14 to produce corner connections, for use together with double bolt SV-DB D14 to produce surface connections, 32 x grub screws, qty. in pack 32 Units, in carton</p>	201351
	<p>Extension table SV-V D14/32 for cross anchors SV-QA D14, to expand the cross anchors for better distribution of pressure when inserted in porous or soft materials such as kitchen worktops, stops the cross anchor being pulled into the material, 64 half-shells for widening of 32 cross anchors, qty. in pack 32 Units, in carton</p>	201498
	<p>Double bolt SV-DB D14/16 for use with the DOMINO XL DF 700 joining machine, for use together with 2x cross anchors SV-QA D14 (and optional expander clips SV-V D14 for soft materials) to produce surface connections in furniture, 64 x tenon half-shells, qty. in pack 16 Units, in carton</p>	201352

10 Joining

Accessories for DOMINO joining machine XL DF 700		Order no.
<p>Cover cap All models: for use with the DOMINO XL DF 700 joining machine, plastic cover caps to close off the D14 mortises, qty. in pack 32 Units, in self-service display pack</p>		
	<p>SV-AK D14 slr/32 colour: painted silver</p>	201354
	<p>SV-AK D14 brn1/32 colour: dark brown</p>	201355
	<p>SV-AK D14 brn2/32 colour: light brown</p>	201356
<p>Connector set All models: 32 cross anchors SV-QA D14, in carton</p>		
	<p>FV/16-Set surface connectors, complete set for 16 surface connections, comprising double bolts, cross anchors and expanders, 16 double bolts SV-DB D14, expander SV-V D14 for 32 cross anchors</p>	203421
	<p>EV/32-Set corner connectors for framework joins in material of thickness 30 mm and greater, complete set comprising anchor bolts, expansion anchors and cross anchors for 32 corner connectors, 32 anchor bolts SV-AB D14, 32 expansion anchors SV-SA D14</p>	203420
	<p>DOMINO connector assortment SV-SYS D14 for use with the DOMINO XL DF 700 joining machine, comprises corner connectors and surface connectors, with cover caps and DOMINO wooden tenons, required accessory: DOMINO cutter D 14 (497871), 32 anchor bolts SV-AB D14, 16 double bolts SV-DB D14, 32 expansion anchors SV-SA D14, 32 x DOMINO, beech, D 14 x 75, 2 x 32 cross anchors SV-QA D14, Allen key 4 mm for tightening the grub screws, expander SV-V D14 for 32 cross anchors, 32 cover caps, silver SV-AK D14 slr, 32 cover caps, dark brown SV-AK D14 brn1, 32 cover caps, light brown SV-AK D14 brn2, in SYSTAINER SYS 2 T-LOC</p>	201353
DOMINO, beech		Order no.
<p>Dowel Beech DOMINOs All models: material: beech</p>		
	<p>D 4x20/450 BU for DF 500, qty. in pack 450 Units, dimensions 4 x 20 mm, in self-service display pack</p>	495661
	<p>D 5x30/300 BU for DF 500, qty. in pack 300 Units, dimensions 5 x 30 mm, in self-service display pack</p>	494938
	<p>D 5x30/1800 BU for DF 500, qty. in pack 1.800 Units, dimensions 5 x 30 mm, in carton</p>	493296
	<p>D 6x40/190 BU for DF 500, qty. in pack 190 Units, dimensions 6 x 40 mm, in self-service display pack</p>	494939
	<p>D 6x40/1140 BU for DF 500, qty. in pack 1.140 Units, dimensions 6 x 40 mm, in carton</p>	493297
	<p>D 8x36/130 BU for DF 500, dimensions 8 x 36 mm, qty. in pack 130 Units, in self-service display pack</p>	203175
	<p>D 8x40/130 BU for DF 500, qty. in pack 130 Units, dimensions 8 x 40 mm, in self-service display pack</p>	494940
	<p>D 8x40/780 BU for DF 500, qty. in pack 780 Units, dimensions 8 x 40 mm, in carton</p>	493298
	<p>D 8x50/100 BU for DF 500, qty. in pack 100 Units, dimensions 8 x 50 mm, in self-service display pack</p>	494941
	<p>D 8x50/600 BU for DF 500, qty. in pack 600 Units, dimensions 8 x 50 mm, in carton</p>	493299
	<p>D 10x50/85 BU for DF 500, qty. in pack 85 Units, dimensions 10 x 50 mm, in self-service display pack</p>	494942
	<p>D 10x50/510 BU for DF 500, qty. in pack 510 Units, dimensions 10 x 50 mm, in carton</p>	493300
	<p>D 8x80/190 BU for DF 700, qty. in pack 190 Units, dimensions 8 x 80 mm, in carton</p>	498212
	<p>D 8x100/150 BU for DF 700, qty. in pack 150 Units, dimensions 8 x 100 mm, in carton</p>	498213
	<p>D 10x80/150 BU for DF 700, qty. in pack 150 Units, dimensions 10 x 80 mm, in carton</p>	498214
	<p>D 10x100/120 BU for DF 700, qty. in pack 120 Units, dimensions 10 x 100 mm, in carton</p>	498215
	<p>D 12x100/100 BU for DF 700, qty. in pack 100 Units, dimensions 12 x 100 mm, in carton</p>	498216
	<p>D 12x140/90 BU for DF 700, qty. in pack 90 Units, dimensions 12 x 140 mm, in carton</p>	498217
	<p>D 14x75/104 BU for DF 700, qty. in pack 104 Units, dimensions 14 x 75 mm, in carton</p>	201499
	<p>D 14x100/80 BU for DF 700, qty. in pack 80 Units, dimensions 14 x 100 mm, in carton</p>	498218
	<p>D 14x140/70 BU for DF 700, qty. in pack 70 Units, dimensions 14 x 140 mm, in carton</p>	498219

DOMINO rods, beech		Order no.
	DOMINO rod, beech All models: for DF 700, material: beech, in carton	
	D 8x750/36 BU qty. in pack 36 Units, dimensions 8 x 750 mm	498686
	D 10x750/28 BU qty. in pack 28 Units, dimensions 10 x 750 mm	498687
	D 12x750/22 BU qty. in pack 22 Units, dimensions 12 x 750 mm	498688
	D 14x750/18 BU qty. in pack 18 Units, dimensions 14 x 750 mm	498689
DOMINO, sipo (mahogany)		Order no.
	Dowel Sipo DOMINOs All models: for DF 500, material: sipo, mahogany DOMINOs, weatherproof	
	D 5x30/300 MAU qty. in pack 300 Units, dimensions 5 x 30 mm, in self-service display pack	494869
	D 5x30/900 MAU qty. in pack 900 Units, dimensions 5 x 30 mm, in carton	494859
	D 6x40/190 MAU qty. in pack 190 Units, dimensions 6 x 40 mm, in self-service display pack	494870
	D 6x40/570 MAU qty. in pack 570 Units, dimensions 6 x 40 mm, in carton	494860
	D 8x40/130 MAU qty. in pack 130 Units, dimensions 8 x 40 mm, in self-service display pack	494871
	D 8x40/390 MAU qty. in pack 390 Units, dimensions 8 x 40 mm, in carton	494861
	D 8x50/100 MAU qty. in pack 100 Units, dimensions 8 x 50 mm, in self-service display pack	494872
	D 8x50/300 MAU qty. in pack 300 Units, dimensions 8 x 50 mm, in carton	494862
	D 10x50/85 MAU qty. in pack 85 Units, dimensions 10 x 50 mm, in self-service display pack	494873
	D 10x50/255 MAU qty. in pack 255 Units, dimensions 10 x 50 mm, in carton	494863
	DOMINO rods, sipo	
	DOMINO rod, sipo All models: for DF 700, material: sipo, in carton	
	D 8x750/36 MAU qty. in pack 36 Units, dimensions 8 x 750 mm	498690
	D 10x750/28 MAU qty. in pack 28 Units, dimensions 10 x 750 mm	498691
	D 12x750/22 MAU qty. in pack 22 Units, dimensions 12 x 750 mm	498692
	D 14x750/18 MAU qty. in pack 18 Units, dimensions 14 x 750 mm	498693
Systainer		Order no.
	DOMINO set, beech DS 4/5/6/8/10 1060x BU for DF 500, assorted DOMINOs 4 x 20, 5 x 30, 6 x 40, 8 x 40, 8 x 50, 10 x 50 mm and DOMINO cutters for sizes 4, 5, 6, 8 and 10, dimensions 396 x 296 x 157,5 mm, in SYSTAINER SYS 2 T-LOC	498899
	Beech DOMINOs XL All models: for DOMINO XL, DOMINO XL set, beech, in SYSTAINER SYS 2 T-LOC	
	DS/XL D8/D10 306x BU DOMINOs 8x50, 8x80, 8x100, 10x50, 10x80, 10x100 mm and DOMINO XL cutter for sizes 8 and 10, qty. in pack 306 Units	498204
	DS/XL D12/D14 128x BU DOMINOs 12x100, 12x140, 14x100, 14x140 mm and DOMINO XL cutter for size 14, qty. in pack 128 Units	498205
	SYSTAINER T-LOC	
	SORT-SYS1TL DOMINO Empty SYS 1 T-LOC Systainer, contains 3 boxes with flexible compartment division for individual filling with DOMINOs or other accessories or tools, Long plastic containers, in SYSTAINER SYS 1 T-LOC	203176
	SORT-SYS 2 TL DOMINO empty SYS 2 T-LOC Systainer, contains 3 boxes with flexible compartment divisions for customised storage of DOMINOs, in SYSTAINER SYS 2 T-LOC	498889