

# FESTOOL

## Original, versatile – surprisingly easy-to-use!

Coarse sanding, fine sanding,  
polishing: all are possible with  
the new *ROTEX*® RO 125.



**No Compromises!**

# The ROTEX® RO 125

All benefits at a glance

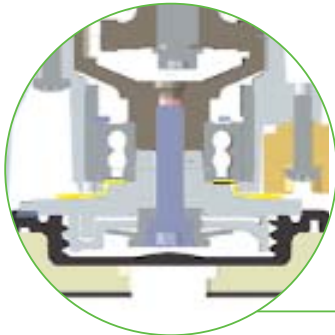
## The new ROTEX® – an inspirational tool principle

Small, but it does the work of three tools: With the new ROTEX® RO 125, the inventors of the ROTEX® principle have gone one better with the "Three tools in one" concept - the geared eccentric sander RO 125 combines efficient material removal, fine sanding and polishing. Compact and easy to use – perfect for vertical and overhead working. Small in size but big on versatility – **one tool for three applications.**



### ... left or right-handed

All switches on the RO125 are positioned in the centre of the tool head, including the on/off switch, making them easily accessible whether you are left or right handed. They are also resistant to dust.



### ... with an excellent inner mechanism

The high quality gear mechanism ensures excellent machine reliability. Two special seals combine to prevent dust from entering the internal mechanism.



### ... with an efficient sanding pad brake


Because the pad brake reduces the speed of the pad, a perfect sanding pattern without grooves or waves is ensured – even when the tool is first applied to the work piece. As a result, the pad can be set down smoothly on the surface and reworking is no longer required.



**World First!<sup>1)</sup>**

### ... with tool-free pad changing

Simple, quick and safe: apart from your hands, you don't need any other tools to change the Fast-Fix sanding pad. So using the right pad for every surface is only a click away.



### ... extremely smooth running

Perfect sanding results, less vibration, quiet operation and almost totally free pad imbalance are just a few features of the new smooth running RO125. The large contact surface on the inside of the sanding pad ensures that the pad lies completely flat on the sanding surface as a result.

<sup>1)</sup> For geared eccentric sanders.

## with distinct manoeuvrability.



### ... with distinct manoeuvrability

Shaped to fit in your hand: compact housing, handy shape and lightweight. The softgrip ensures a safe grip, even when the ROTEX® unleashes its full force. Significantly less force is required when sanding vertical surfaces and working overhead.

**Plug it connection:** The cable is secure but easy to remove.

... with superior versatility. Three tools in one.

### Coarse sanding/ Material removal



### Fine sanding



### Polishing

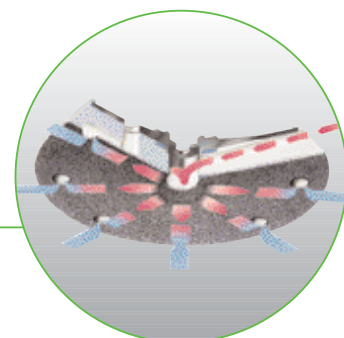


Continued on next page.



### ... with MMC Electronics

MMC Electronics adapt the tool's performance to the material, ensuring a controlled, smooth start-up. Adapts the speed, maintains it at a constant level and allows infinitely variable adjustment. Also protects the tool from overheating.




### ... with Jetstream®.

Reduced dust accumulation and heat, fewer blockages. The hole in the centre of the pad prevents a vacuum from forming. Based on this principle, even abrasives with fine grit last up to 30% longer.

### ... with long-life sanding pads

The hard wearing sanding pads are made from high quality MPE plastic and are tear-resistant and extremely flexible and the extra wear-resistant burr withstands demanding edge sanding.





# The ROTEX® RO 125

## In detail and in action

# Extremely easy-to-use, extremely versatile, the

### Function

#### Three tools in one.

With the ROTEX®, you can perform three different types of work without changing tools: coarse sanding, fine sanding and polishing. Simply switch to a different motion setting and off you go!


#### Coarse sanding/ material removal

Efficient material removal and clean sanding pattern with the ROTEX® rotary motion: A combination of eccentric and rotational motion whilst maintaining a low surface temperature.



#### Fine sanding

Super-fine sanding pattern due to eccentric motion.



#### Polishing

The ROTEX® rotary motion produces shiny, hologram-free surfaces: a combination of eccentric and rotational motion, whilst maintaining a low surface temperature.



**Cash savings are fact, not fiction! One tool, three applications** and excellent working results.

#### A ROTEX® for every task: RO 125 or RO 150.

In the ROTEX® family, you will find the right tool for the job. Below: The darker the shade, the more suitable the relevant ROTEX® is for the respective task.

Areas of application	RO 125 with dia. 125 mm	RO 150 with dia. 150 mm
Heavy-duty material removal		
Ergonomics		
Surface quality		
Sanding large areas		
Vertical and overhead work		

### Versatility



#### RO 125 for every occasion.

Tool changes are no longer required, simply adjust the setting. For different subsurfaces, just change the abrasive or the pad.

#### Wide range of applications

Everywhere you go, you will be glad to take your RO 125 with you: material is removed remarkably quickly and cleanly with the coarse sanding setting; achieve excellent surface quality results with the fine sanding and polished surfaces are smooth and shiny, even if the surface underneath is highly sensitive. And that's guaranteed. Whether you are working on vertical or horizontal surfaces, curved areas or overhead, you save time at the construction site or in the workshop.



Light sanding of varnished surfaces.



Coarse sanding of weatherboards.



Polishing waxed surfaces.



Polishing paintwork and plastics.

## compact ROTEX®.

### Ergonomics and heavy-duty material removal



#### Fits your hand like a glove

When you pick it up you will know immediately what the ROTEX® 125 has to offer: It is compact, small and extremely easy-to-use. So gripping and holding the machine couldn't be more natural. All of this helps make the RO 125 perfect for difficult tasks.

#### Safe grip

The grip and finger recesses on the RO125 allow you to work quickly and comfortably. The softgrip and the low weight of the RO 125 play an important role here too. For example, on vertical surfaces and areas above head height.



Fine sanding small surfaces.

#### Let material removal be the judge:



When coarse sanding with the ROTEX® principle, material removal capacity is approx. three times greater than with a normal eccentric sander for the same duration.

### System benefit



#### The best tool around.

#### Tool-free FastFix pad change.

Do you want a quick and uncompromising adaptation to any surface shape? Then use the tool-free FastFix pad changing feature. Change between a hard or soft pad easily and safely. The only tools you will need are your hands. Even after using the machine for long periods, the pad can still be changed easily thanks to a special connector.



Set the switch on the ROTEX® Press the spindle stop and turn to rotary motion. Press the spindle stop and turn the pad anticlockwise. Put on a new pad and turn to secure.

#### Impressive overall concept

Many features such as the sanding pad brake, dust extractor and MMC Electronics guarantee an excellent surface quality. The ROTEX® principle and the compact lightweight design make the ROTEX® ideal for a wide variety of applications.



Applying the pad to the workpiece without a sanding pad brake damages the surface. Reworking is then required.



Using a pad brake prevents surface damage because the pad makes smooth contact. The sanding pattern is perfect.

**Fact:** Versatile, convenient sanding and outstanding results – this is what to expect from the new RO 125. Original, versatile – surprisingly easy-to-use!

<sup>1)</sup> For geared eccentric sanders.

# The ROTEX® RO 125

## Excellent working results with system

### Jetstream® principle

#### Service life increases by up to 30%.

The introduction of the ROTEX® RO 125 brings with it state-of-the-art abrasives and 125-diameter pads by Festool. The hole circle is enlarged by a few vital millimetres – ideal for the Jetstream® principle.

#### The Jetstream® principle: Prevents blockages.

Festool abrasives and tools work with the patented Jetstream® principle: An additional hole in the centre and two air ducts prevent a vacuum from forming during dust extraction. The benefits:



Patent no. EP0404133

#### 1. Less dust accumulation

with Jetstream



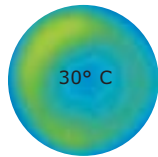
without Jetstream



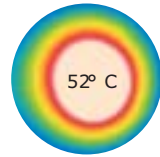
The effect: Festool abrasives accumulate significantly less dust. Grits can work more efficiently and increase the sanding capacity by 100%.

#### 2. Reduced heat

with Jetstream



without Jetstream



Accumulated dust layers begin to generate heat after just 2 minutes sanding with the standard 6-hole principle. Jetstream® keeps the sanding area substantially cooler.

#### 3. Fewer blockages

with Jetstream



without Jetstream



Heat causes dust particles to clump together. The abrasive clogs up and becomes unusable (example: 2 mins. sanding new paintwork). The Jetstream® principle keeps the temperature low during sanding and effectively prevents blockages.

**Cash savings are fact, not fiction!** With the Jetstream® principle, you use sanding discs efficiently and extend their usable life by up to 30%.

### System



Toolcenter TC



Mobile dust extractor CT




ROTEX® RO 125

#### Coarse/Fine sanding



FastFix sanding pad with Jetstream®



Stickfix abrasive

#### Polishing



FastFix polishing pad



Sheepskin, sponge coarse/fine, waffle sponge fine



Polish for all stages of polishing

## ROTEX® RO 125 FEQ



- Three in one: coarse sanding, fine sanding and polishing.
- Easy to use, for vertical and overhead work
- Tool-free FastFix pad change.
- Excellent surface quality due to sanding pad brake, MMC-Electronic and smooth running of pad.

Version	Order no.
RO 125 FEQ-Plus in Systainer, size 2	571 535
Delivery specification: FastFix sanding pad STF-D 125, soft (HT), sanding disc STF-D 125 Brilliant P 120, plug-it cable, 4 m	

### Technical data

Power	500 W
Eccentric stroke	3.6 mm
Eccentric speed	3 000–6 000 rpm
ROTEX® rotation speed	300–600 rpm
Weight	1.9 kg
FastFix sanding pad	STF, dia. 125 mm
Dust extractor connection	dia. 27 mm




### System accessories



### Designation Units. Order no.

<b>FastFix sanding pad</b>		
D 125, hard	1	492 127
D 125, soft (HT)	1	492 125
D 125, extra soft	1	492 126
<b>FastFix polishing pad</b>		
D 125 FX-RO125	1	492 128
<b>Felt polishing tip</b>		
D 125, hard	5	493 078
D 125, soft	5	493 077
<b>Sheepskin</b>		
D 125	5	493 079
<b>Polishing sponge</b>		
D 125, coarse	5	493 082
D 125, fine	5	493 081
D 125, fine, waffled	5	493 080
<b>Interface pad</b>		
D 120/90/8	1	492 271

### Abrasive D 125



### Designation Units. Order no.

#### Brilliant

P 60	50	493 102
P 80	50	493 103
P 100	100	493 104
P 120	100	493 105
P 150	100	493 106
P 180	100	493 107
P 220	100	493 108
P 320	100	493 109
P 400	100	493 110
P 120	5	493 111
P 180	5	493 112
P 320	5	493 113

#### Rubín

P 50	50	493 114
P 80	50	493 115
P 100	50	493 116
P 120	50	493 117
P 150	50	493 118
P 180	50	493 119
P 50	5	493 120
P 80	5	493 121
P 100	5	493 122
P 120	5	493 123

#### Saphir

P 24	25	493 124
P 36	25	493 125
P 50	25	493 126
P 80	25	493 127

#### Fleece

A 120 <sup>2)</sup>	5	488 107
A 280 <sup>2)</sup>	5	488 108

#### Platin 2

S 400 <sup>2)</sup>	15	492 373
S 500 <sup>2)</sup>	15	492 374
S 1000 <sup>2)</sup>	15	492 375
S 2000 <sup>2)</sup>	15	492 376
S 4000 <sup>2)</sup>	15	492 377

#### Titan 2

P 80	50	492 966
P 120	100	492 967
P 150	100	492 968
P 180	100	492 969
P 220	100	492 970
P 240	100	492 971
P 320	100	492 972
P 360	100	492 973
P 400	100	492 974
F 1200 <sup>2)</sup>	100	492 363
F 1500 <sup>2)</sup>	100	492 364
F 3000 <sup>2)</sup>	100	492 365

### Polish



### Designation Units. Order no.

MPA 6000	1	492 424
MPA 8000	1	492 425
MPA 10000	1	492 426
MPA 11000	1	492 427

<sup>1)</sup> Packaging unit, 0.5l bottles  
<sup>2)</sup> No holes





**Your link to more information...**

Online product catalogue

On our current Festool site you can find information about

Service

- the complete product range
- interesting new products
- countless product animations
- many helpful application examples, and
- our comprehensive service offer.

Online shops

News and special offers

Dealer search

And all of this at your leisure.

Test reports

Do you want to be able to order around the clock? This is possible at **www.festool.com.au**. Simply visit the online shops of our system partner dealers and place your order.

Example applications

3D animation



www.festool.com.au

Australia

**FESTOOL**

**Tooltechnic Systems (AUS) PTY LTD**

63-65 Quantum Close / PO Box 7075

Dandenong VIC 3175

Phone 03-9799-9733

Fax 03-9799-9766

Service Hotline: 1800 063 900

E-mail: festool@festool.com.au

www.festool.com.au

New Zealand

**Euro Tooltechnic Limited**

27 Greenmount Drive

East Tamaki, Auckland

Phone 64-9-272-2220

Fax 64-9-272-2230

sales@tooltechnic.co.nz

www.festool.co.nz

**Three year warranty – three years peace of mind**



Regardless of how long the warranty period is set by law, with Festool you're guaranteed to be better off. Festool grants 1 year warranty from the date of purchase, as long as the tool has been used correctly. This guarantee is automatically extended by a further two years provided that the guarantee form that is enclosed with every new tool, is filled in and returned to Festool within 30 days from the date of purchase.

Dealer



**Faster. Lighter. Better.**

For further information on top performances 2004 visit [www.festool.com.au](http://www.festool.com.au)